




181  
FREMONT  
RESIDENCES

# 2 & 3 Bedrooms from \$2M - \$15M 55 All-Corner Residences in San Francisco


PRICING UPON REQUEST FOR THE FULL-FLOOR GRAND PENTHOUSE

181FREMONT.COM


Click To Watch  
Our Featured Films




Overview



Resilience



Interior Design



Residents' Club

# 55 Signature Residences and Penthouses with Interiors Designed by Orlando Diaz-Azcuy

At 802' tall, 181 Fremont offers 55 ultra-luxury residences and 6,500 square feet of residential amenities, atop 435,000 square feet of Class A+ commercial space. Residences start at over 500' above the ground, with breathtaking panoramic views from every home, and interiors conceived by internationally-renowned Orlando Diaz-Azcuy Design Associates (ODADA) to create an unparalleled living experience.

The most resilient tall building on the West Coast, featuring the deepest caissons of any residential tower in the city, burrowing nearly 260' below ground, anchored into bedrock. 181 Fremont is also the first mixed-use building in San Francisco to achieve LEED Platinum Certification. Located in the new center of downtown San Francisco, in the middle of major employers, culture and dining, and next to the new 5.4 acre Salesforce Park and Transit Center, with access to every major transit system in the city.

## DESIGNER RESIDENCES

- Over 800-foot-tall tower with 55 exquisite residences starting 500' in the sky
- Every floor is uniquely sized and shaped, with no more than four residences per floor
- Bay and City Views with floor-to-ceiling windows
- Floor plans range from approximately 1,200 to 7,000 square feet with the full-floor Grand Penthouse 700' in the sky
- San Francisco's first pre-certified LEED Platinum mixed-use tower
- Polished Italian Calacata Carrara marble entry doorframes
- New Guinean vertical grain Paldao wood entry doors with piano lacquer finish
- Polished brass entry door handle custom-forged by Parisian artisans Série Rare
- Ceruse-ebonized oak wall features
- French oak floors with seven-day fumed treatment and an Athena Athinolia finish
- Integrated pre-wired central control panel for all technology and communication needs
- Lutron electrically-controlled solar window shades in all residences, with blackout shade option
- Brazilian White Macaubas quartzite kitchen countertops
- Valcucine kitchen cabinets with hardened glass fronts
- Premium appliance package featuring Miele and SubZero
- Primary baths with full-height slab Arabescato Corchia marble on all walls and slab Lincoln marble floors with radiant heat
- Dornbracht, Geberit and Duravit Plumbing fixtures

## AMENITIES

- Full floor of residential amenities located 470' in the sky
- Amenity floor includes wrap-around observation terrace with 360° views of San Francisco's skyline
- On-site Concierge Service
- The Conservatory – Elegant sitting room for relaxation and casual meetings
- Bay Terrace – Lounge area and piano bar with bridge views for intimate cocktail parties and private events
- North Lounge – Media room for screenings and viewing occasions
- Fitness center with yoga room
- Conference room
- Catering kitchen
- 24 hour lobby staff
- 24 hour valet parking

## NEIGHBORHOOD

- Located in the newly designated East Cut neighborhood, formally known as SoMa, the new center of downtown San Francisco
- The only residential building offering direct access to Salesforce Park and Transit Center via the 7th story skybridge
- Salesforce Park and Transit Center is San Francisco's new transportation destination with over 100,000 square feet of retail and the 5.4 acre elevated park offering cultural events and activities.

415.282.0888  
181FREMONT.COM